

\$ git branch

\$ git logs

GIT CHEAT SHEET

SCALER
Topics

\$ git fetch

\$ git status

SETUP & INIT

Configuring user information, initializing and cloning repositories.

\$ git init

Initialize an existing directory as a Git repository.

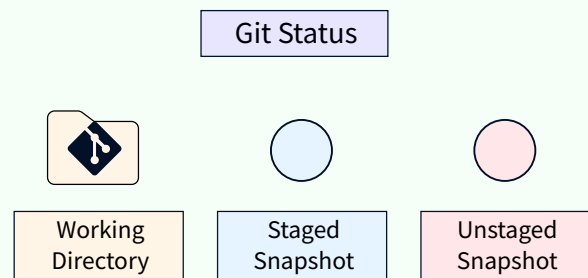


STAGE & SNAPSHOT

Working with snapshots and the Git staging area.

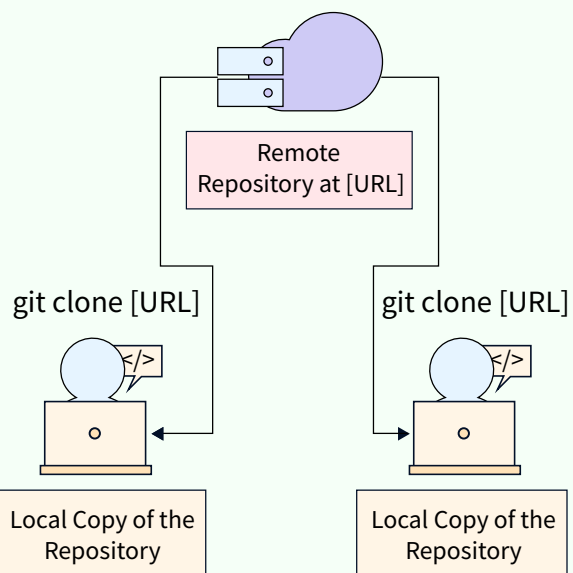
\$ git status

Show modified files in working directory, staged for your next commit.



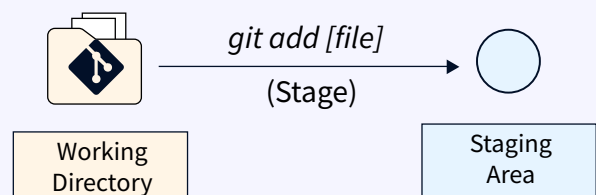
\$ git clone [url]

Retrieve an entire repository from a hosted location via URL.



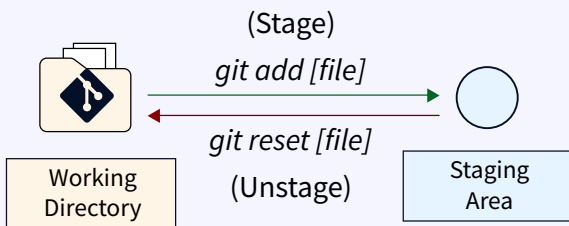
\$ git add [file]

Add a file as it looks now to your next commit (stage).



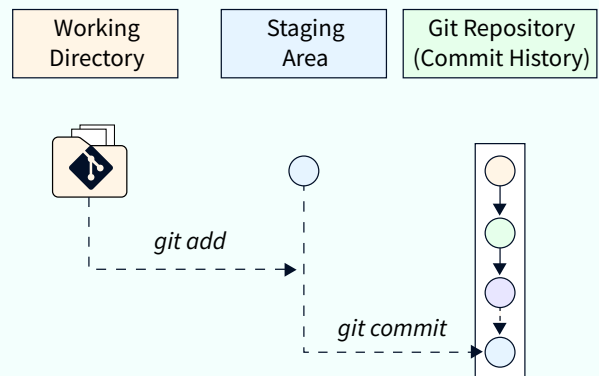
\$ git reset [file]

Unstage a file while retaining the changes in working directory.



\$ git commit -m "[descriptive message]"

Commit your staged content as a new commit snapshot.



\$ git diff

Diff of what is changed but not staged

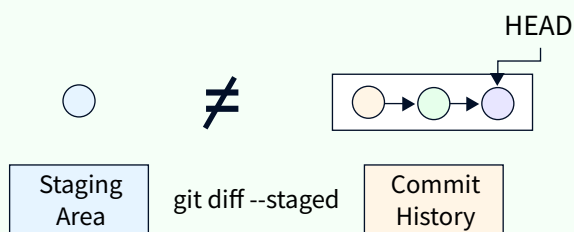


BRANCH & MERGE

Isolating work in branches, changing context, and integrating changes.

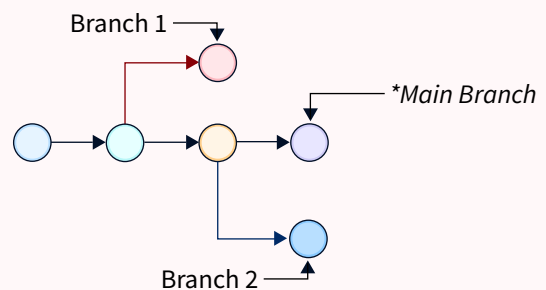
git diff --staged

Diff of what is staged but not yet committed.



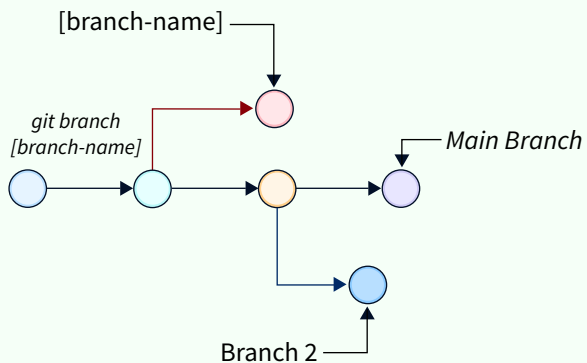
\$ git branch

List your branches. A * will appear next to the currently active branch.



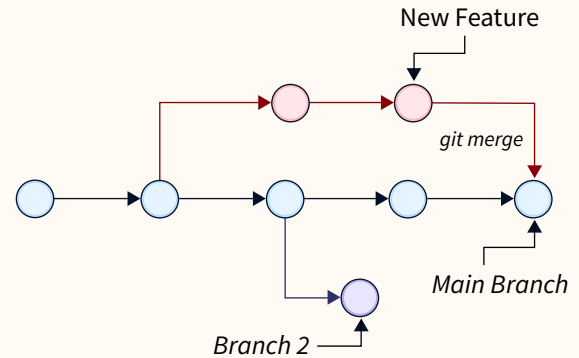
\$ git branch [branch-name]

Create a new branch at the current commit.



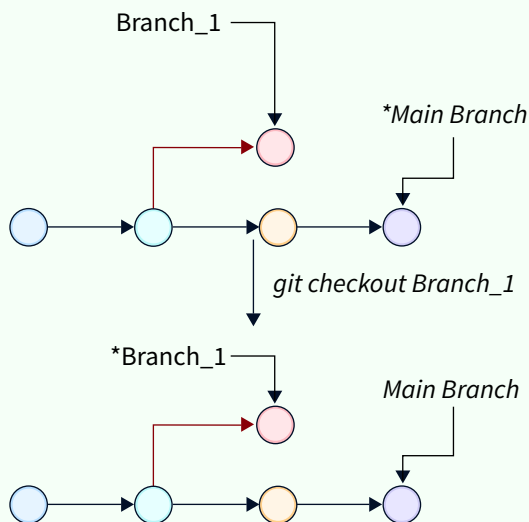
\$ git merge [branch]

Merge the specified branch's history into the current one.



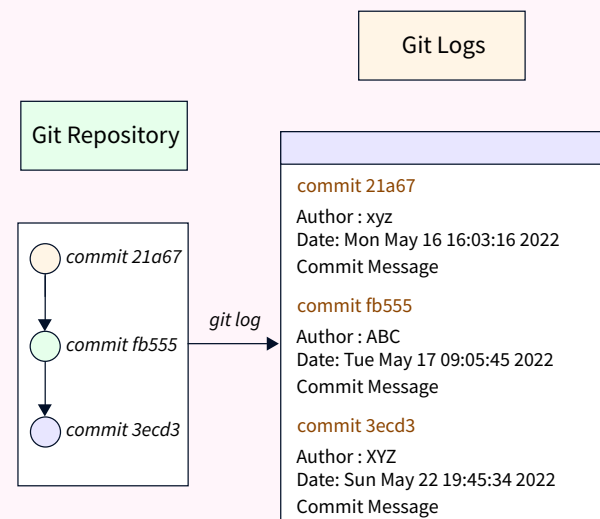
\$ git checkout

Switch to another branch and check it out into your working directory.



\$ git log

Add a file as it looks now to your next commit (stage).

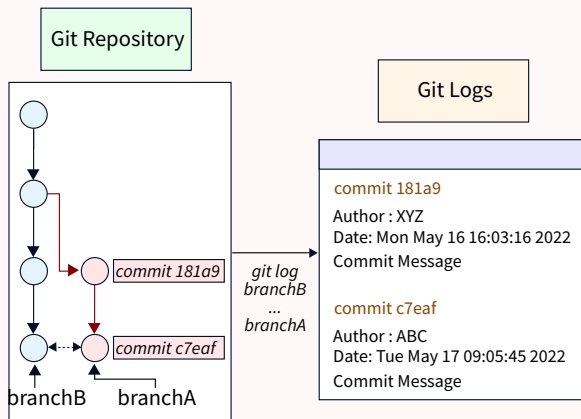


INSPECT & COMPARE

Configuring user information,
initializing and cloning repositories.

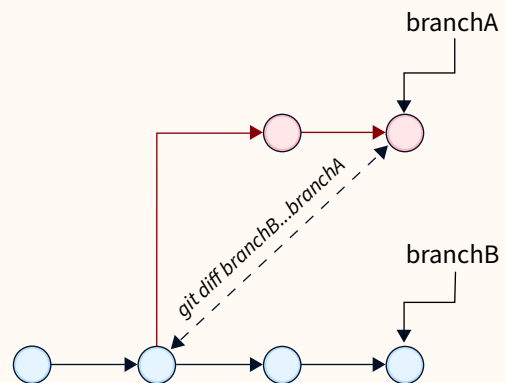
```
$ git log branchB..branchA
```

Show the commits on branchA that
are not on branchB.



```
$ git diff branchB...branchA
```

Show the diff of what is in branchA
that is not in branchB.

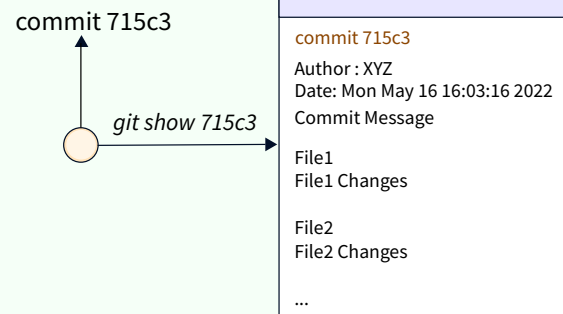


```
$ git log --follow [file]
```

Show the commits that changed file,
even across renames.

```
$ git show [SHA]
```

Show any object in Git in
human-readable format.

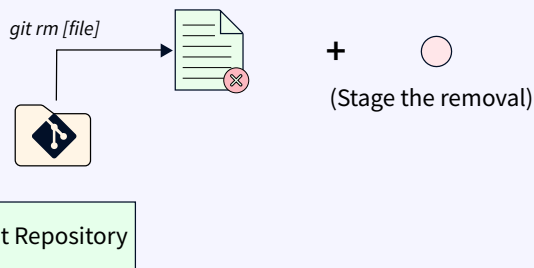


TRACKING PATH CHANGES

Versioning file removes and path changes.

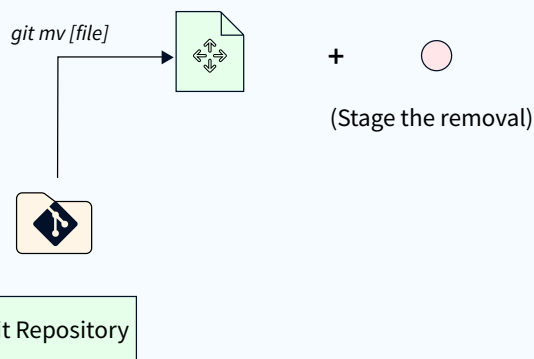
```
$ git rm [file]
```

Delete the file from the project and stage the removal for commit.



```
$ git mv [existing-path] [new-path]
```

Change an existing file path and stage the move.



```
$ git log --stat -M
```

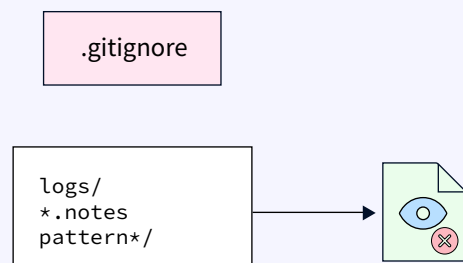
Show all commit logs with indication of any paths that moved.

IGNORING PATTERNS

Preventing unintentional staging or committing of files.

```
logs/  
*.notes  
pattern*/
```

Save a file with desired patterns as .gitignore with either direct string matches or wildcard globs.



```
$ git config --global core.excludesfile [file]
```

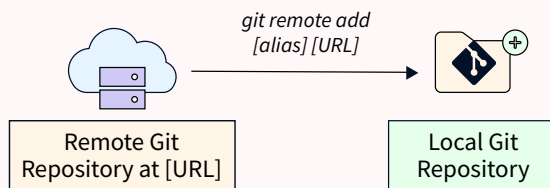
System wide ignore pattern for all local repositories

SHARE & UPDATE

Retrieving updates from another repository and updating local repos.

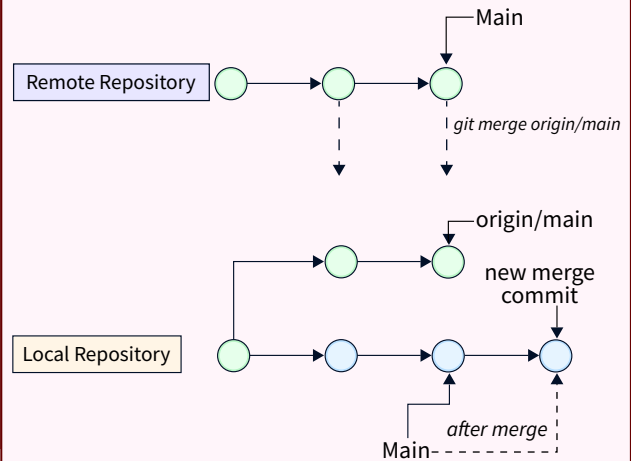
```
$ git remote add [alias] [url]
```

Add a git URL as an alias.



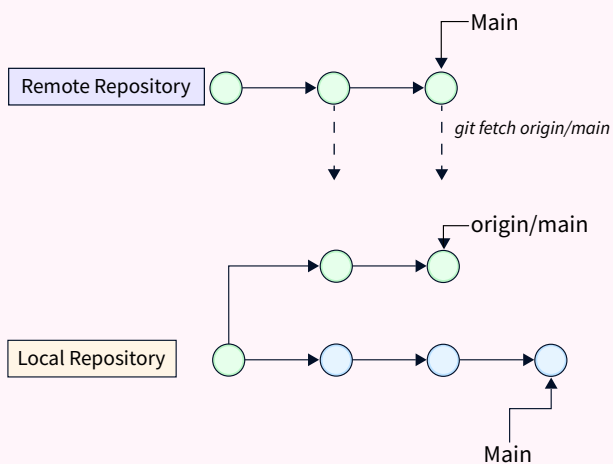
```
$ git merge [alias]/[branch]
```

Merge a remote branch into your current branch to bring it up to date.



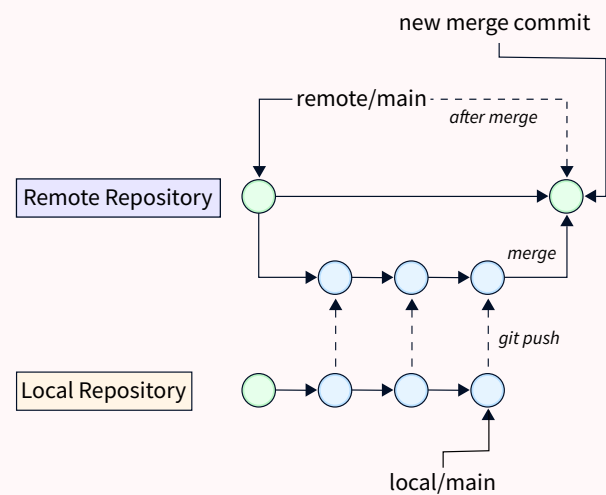
```
$ git fetch [alias]
```

Fetch down all the branches from that Git remote.



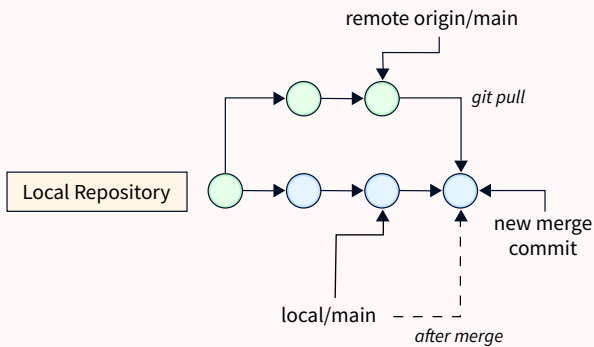
```
$ git push [alias] [branch]
```

Transmit local branch commits to the remote repository branch.



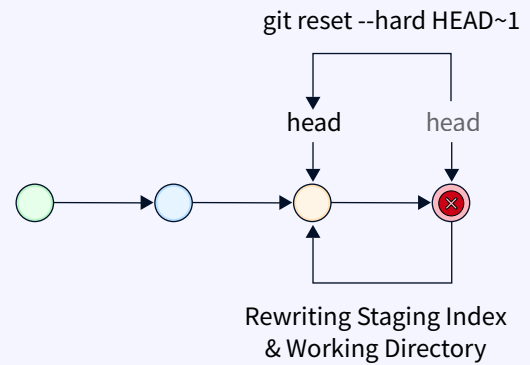
\$ git pull

Fetch and merge any commits from the tracking remote branch.



\$ git reset --hard [commit]

Clear staging area, rewrite working tree from specified commit.



REWRITE HISTORY

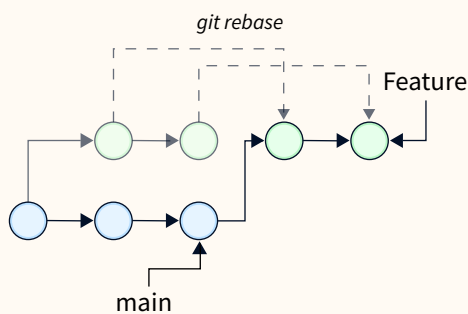
Rewriting branches, updating commits and clearing history.

TEMPORARY COMMITTS

Temporarily store modified, tracked files in order to change branches.

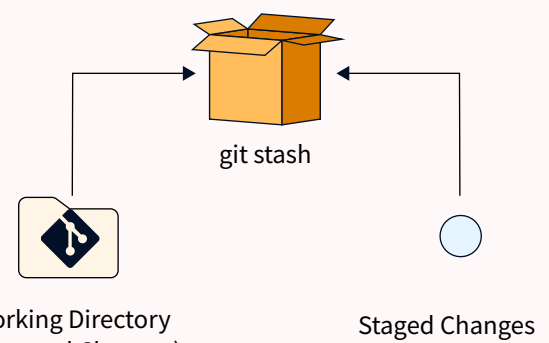
\$ git rebase [branch]

Apply any commits of the current branch ahead of specified one.



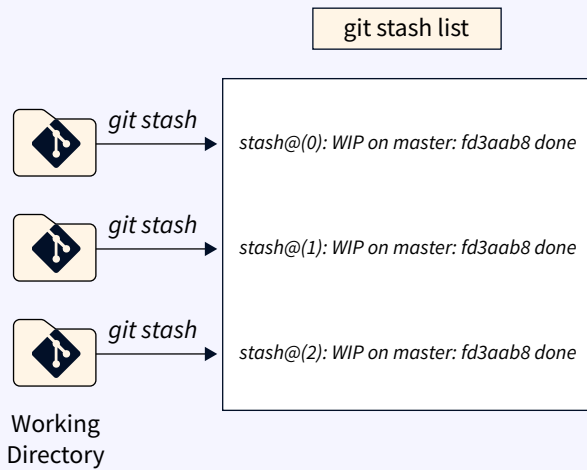
\$ git stash

Save modified and staged changes.



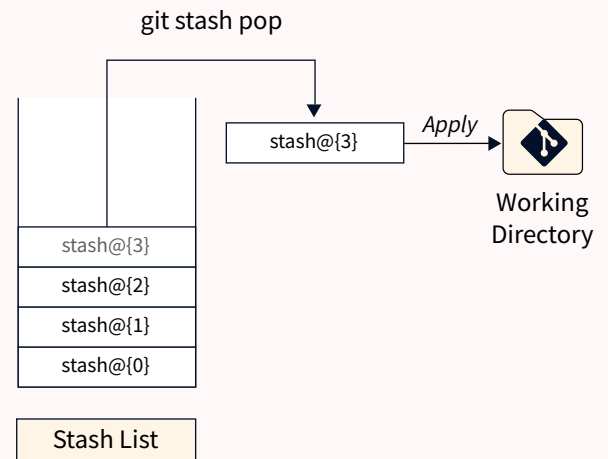
\$ git stash list

List stack-order of stashed file changes.



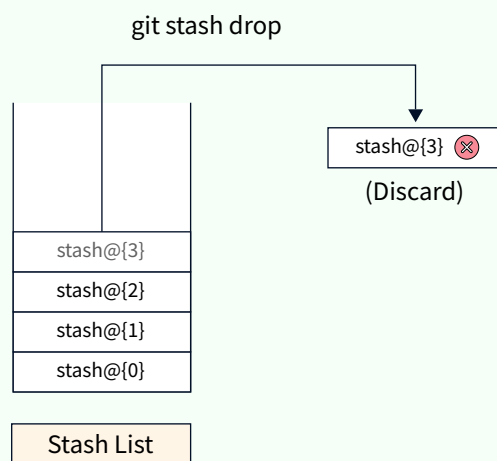
\$ git stash pop

Write working from the top of the stash stack.



\$ git stash drop



Discard the changes from the top of the stash stack.



SCALER TOPICS



Unlock your potential in software development with
FREE COURSES from **SCALER TOPICS**!

Register now and take the first step towards your future Success!



PRATEEK NARANG

C++ for Beginners

 5.9k enrolled  Free



TARUN LUTHRA

Java for Beginners

 6.8k enrolled  Free

That's not it. Explore 20+ Courses by clicking below

Explore Other Courses

Practice **CHALLENGES**
and become 1% better everyday



CIFAR-10 Image Classification Using PyTorch
Article

 No. Of Questions : 3

[Go to Challenge >](#)



How to Build a Snake Game in JavaScript?
Article

 No. Of Questions : 3

[Go to Challenge >](#)

Explore Other Challenges